



## Yorùbá Alákòbèrè T'ó Jẹmọ̀ Bíbáńisọ̀rọ̀ Introductory Conversational Yorùbá

Ọ̀bádélé Kambọ̀n © Abibitumi Kasa 2009-2011

### Introductory Yorùbá Course Description

#### Course Description

Introductory Conversational Yorùbá is an eight class course where you will learn the essentials to function in a Yorùbá-speaking environment within a Yorùbá cultural context. You will learn greetings, introductions and basic conversational skills. You will learn pronunciation, sentence structure, regular verb tenses and more. Cultural lessons are part of language learning and you will learn how to introduce yourself, how to find out information from others, how to address different people, proverbs, how to speak about your age, where you're from, where you live and more. Learning activities are appropriate for all ages and will include listening, speaking, reading, role-playing, writing and more. You will be expected to reinforce learning between classes by completing homework assignments and by learning and using vocabulary words. A practical assessment of acquired skills concludes the course.

#### Course Materials

Access to downloadable/streamed files containing entire lessons with notes, exercises, assignments and multimedia learning activities in addition to a list of supplementary learning resources will be made available at our website, <http://www.abibitumikasa.com/forums>

You'll submit your homework weekly to: <http://www.abibitumikasa.com/forums/abibitumi-kasa-current-student-homework-files/>

## Èkọ Kííní: 1<sup>st</sup> Lesson

Pípè ìró èdè Yorùbá (Pronunciation of the sounds of Yorùbá); Ọ̀rọ̀ Tuntun (New Words)

### Yorùbá Alákòbèrè Ètò Èkọ Introductory Yorùbá Course Syllabus

**Èkọ Kííní (1<sup>st</sup> Lesson):** Pípè ìró èdè Yorùbá (Pronunciation of the sounds of Yorùbá); Ọ̀rọ̀ Tuntun (New Words); Àwọ̀n Àmì Ohùn Yorùbá (Yoruba Tones)

**Èkọ Keji (2<sup>nd</sup> Lesson):** Ìkíni Ìlera Yorùbá (Yorùbá greetings asking after health); Ìkíni láàrin ọjọ (greetings for times of day)

**Èkọ Kẹta (3<sup>rd</sup> Lesson):** Orúkọ rẹ (Your name)

**Èkọ Kẹrin (4<sup>th</sup> Lesson):** Ibí tí o ti wá (The place you're from); Ibí tí o n gbé (The place you live)

**Èkọ Karúnún (5<sup>th</sup> Lesson):** Nìkan tí o fẹ (That which you like)

**Èkọ Kẹfà (6<sup>th</sup> Lesson):** Nìkan tí o máa n ẹ (That which you do)

**Èkọ Keje (7<sup>th</sup> Lesson):** Ọjọ orí (Your age); Àpẹjúwe ara ẹni (Description of oneself)

**Èkọ Kejo (8<sup>th</sup> Lesson):** Ìdánwò Yorùbá (Yorùbá Exam) Iṣẹ̀ Ìparí (Work on final projects)

### Lesson Structure

1. Introduction – lesson review
2. Overview – outline learning objectives
3. Lesson - using listening, speaking, reading and other activities
4. Introduce new vocabulary
5. Exercises and practice
6. Recap the day's lesson and assign week's homework.

### Lesson Components (presented in any order)

1. Ìbáńisọ̀rọ̀ (dialogue) i.e using the language
2. Iṣẹ̀ ṣíṣe oríṣíríṣi (exercises), i.e reciting numbers, place names/locations, etc...
3. Iṣẹ̀ gbígbo àti síso (listening and comprehension exercises)
4. Iṣẹ̀ kíkà àti kíkọ (reading and writing exercises)
5. Ọ̀rọ̀ t'ó jẹmọ̀ àṣà (cultural notes) i.e. The Yorùbá speaking worldview and customs
6. Ọ̀rọ̀ òfin èdè (grammar notes)
7. Iṣẹ̀ ilé (homework)
8. Ọ̀rọ̀ tuntun (vocabulary)

# Èkó Kííní: 1<sup>st</sup> Lesson











## Pfípè ìró èdè Yorùbá (Pronunciation of the sounds of Yorùbá); Ọ̀rọ̀ Tuntun (New Words)

### Ábídí Yorùbá – Yorùbá alphabet

Ábídí (letter)	Ìró òyìnbó (english sound)	Àpẹẹrẹ èdè òyìnbó (english example)	Àpẹẹrẹ èdè Yorùbá (Yorùbá example)	Àwòrán (Picture)	Ìtúmọ̀ (translation)
a	ah	spa	àlá		dream
b	bee	beaver	bí		to give birth
d	dee	defeat	àdá		machete
e	ay	able	ewé		leaf
ẹ	eh	evolution	ẹsẹ		leg
f	fee	feed	èéfín		smoke
g	gee	geese	ga		to be tall
gb	gbee	tugboat	àgbà		elder
h	hee	Haiti	ahọ̀n		tongue
i	ee	seek	ìgí		tree/stick/wood

# Èkó Kíní: 1<sup>st</sup> Lesson

## Pfípè ìró èdè Yorùbá (Pronunciation of the sounds of Yorùbá); Ọ̀rọ̀ Tuntun (New Words)

Ábídí (letter)	Ìró òyìnbó (english sound)	Àpẹẹrẹ èdè òyìnbó (english example)	Àpẹẹrẹ èdè Yorùbá (Yorùbá example)	Àwòran (Picture)	Ìtúmọ̀ (translation)
j	jee	jeep	ọ̀jà		market
k	kee	key	eku		rat
l	lee	leak	aláńgbá		lizard
m	mee	maroon	ọ̀mọ		child
n	nee	knee	iná		fire
o	oh	own	owó		money
ọ	aw	law	ọ̀ba		king
p	kpee	Black paint	ọ̀pẹ		palm tree
r	ree	race	ìràwọ̀		star
s	see	soul	ẹ̀sẹ		leg

# Èkó Kííní: 1<sup>st</sup> Lesson

## Pfípè ìró èdè Yorùbá (Pronunciation of the sounds of Yorùbá); Ọ̀rọ̀ Tuntun (New Words)

Ábídí (letter)	Ìró òyìnbó (english sound)	Àpẹẹrẹ èdè òyìnbó (english example)	Àpẹẹrẹ èdè Yorùbá (Yorùbá example)	Àwòran (Picture)	Ìtúmọ̀ (translation)
ṣ	shee	shine	aṣọ		cloth/clothes
t	tee	tea	ataare		guinea pepper
u	uw	blue	dúdú		to be black
w	wee	wake	owò		broom
y	yee	yesterday	ẹyẹ		bird



## Èkó Kííní: 1<sup>st</sup> Lesson

### Pípè ìró èdè Yorùbá (Pronunciation of the sounds of Yorùbá); Ọ̀rọ̀ Tuntun (New Words)

	english phrase	Yorùbá phrase	[pronunciation]	(literal translation)
1	How are you?	Báwo ni?	[BAH whoa knee]	How it is?
2	I am doing well.	Dáadáa ni.	[DA-ahDA-ah knee]	Well it is.
3	What's up?	Kí l'ó n sẹ̀lẹ̀?	[KEY LOAN sheh- <u>leh</u> ]	What it is happening on the ground?
4	I'm fine.	Mo wà.	[moh <u>wah</u> ]	I am.
5	And you?	Ìwọ níkọ̀? Èyín níkọ̀?	[ <u>ee</u> -wawN KAW] [ <u>eh</u> -yeenN KAW]	You how about? Y'all how about?
6	Yes	Bẹ̀ẹ̀ ni.	[BEH- <u>eh</u> knee]	So it is.
7	No	Bẹ̀ẹ̀ kọ̀.	[BEH- <u>eh</u> KAW]	So it is not.
8	Greetings	Mo kí ọ. Mo kí yín.	[moh KEY aw] [moh KEY YEEN]	I greet you. I greet y'all.
9	Welcome	Káàbò. È káàbò.	[KAH <u>ah</u> <u>baw</u> ] [eh KAH <u>ah</u> <u>baw</u> ]	Greetings for return/coming.
10	I acknowledge your greeting	Òo.	[ <u>oh</u> -oh]	Sound of acknowledgement.
11	What's your name?	Kí ni orúkọ rẹ? Kí ni orúkọ yín?	[KEY knee oh-ROO-kaw reh] [KEY knee oh-ROO-kaw YEEN]	What it is name (of) yours. What it is name (of) y'all's.
12	My name is _____	Orúkọ mi ni _____.	[oh-ROO-kaw mee knee _____]	Name (of) mine is _____.
13	Where are you from?	Níbo l'ò ti wá? Níbo l'ẹ̀ ti wá?	[KNEE boh low tea WAH?] [KNEE boh leh tea WAH?]	Where it is you of come?
14	I'm from _____	Mo ti _____ ti wá.	[moh tea _____ tea WAH]	I (of) _____ have come.
15	Good morning	Káàárọ̀ È káàárọ̀	[KAH- <u>ah</u> -AH-raw] [eh KAH- <u>ah</u> -AH-raw]	Greetings for morning.
16	Good day/afternoon	Káàsán È káàsán	[KAH- <u>ah</u> -SAHN] [eh KAH- <u>ah</u> -SAHN]	Greetings for afternoon.
17	Good evening	Kúùrọ̀lẹ̀ È kúùrọ̀lẹ̀	[KOO- <u>oo</u> - <u>raw</u> -LEH] [eh KOO- <u>oo</u> - <u>raw</u> -LEH]	Greetings for evening.

## Èkó Kííní: 1<sup>st</sup> Lesson

### Pípè ìró èdè Yorùbá (Pronunciation of the sounds of Yorùbá); Ọ̀rọ̀ Tuntun (New Words)

18	Good late evening	Káalẹ̀ È káalẹ̀	[KAH-ah-LEH] [eh KAH-ah-LEH]	Greetings for late evening.
19	What does _____ mean?	Kí ni ìtúmọ̀ _____?	[KEY knee ee-TOO-maw]	What it is meaning (of) _____?
20	The meaning of _____ X is _____ Y.	Ìtúmọ̀ X ni Y.	[ee-TOO-maw X knee Y.]	The meaning of _____ X is _____ Y.
21	Excuse me/Please	Pẹ̀lẹ̀. È pẹ̀lẹ̀.	[kpeh-LEH] [eh kpeh-LEH]	Sound of politeness/gentleness.
22	Where is the restroom?	Níbo ni ilé ìgbònsẹ̀?	[KNEE-bow knee ee-LAY ee-gbawn-seh]	Where is the restroom?
23	How much is this	Eéìdò ní?	[ay-AY-low-OH knee]	How much it is?
24	I'm hungry	Ebi n pa mí.	[ay-beeN kpah MEE]	Hunger is killing me.
25	I'm thirsty	Òungbẹ̀ n gbẹ̀ mí.	[oh-N-gbeh-N gbeh MEE]	Sun-drying is drying me.
26	I'm cold	Òtútù n mú mí.	[oh-TOO-tooN MOO mee]	Cold is taking/holding me.
27	I'm hot	Ooru n mú mí.	[oh-rooN MOO mee]	Steam is taking/holding me.
28	I'm tired	Ó rẹ̀ mí	[OH reh MEE]	It tires me.
29	I'm sleepy	Oorun n kùn mí	[oh-roonN coon MEE]	Sleepiness is rubbing me.
30	I want _____ I like _____	Mo fẹ̀ _____ Mo fẹ̀ràn _____	[moh FEH _____] [moh FEH-rahN _____]	I want _____. I like _____.
31	I don't want _____ I don't like _____	N kò fẹ̀ _____ N kò fẹ̀ràn _____	[en coh FEH _____] [en coh FEH-rahN _____]	I don't want/like ____.
32	I'm happy	Inú mi dùn	[ee-NEW mee doon]	My stomach is sweet.
33	Teach me _____	Kọ̀ mi ní _____	[KAW mee KNEE _____]	Teach me _____.
34	I want to eat	Mo fẹ̀ jẹun	[mo FEH jeh-oon]	I want to eat.
35	When?	Nígbà wo?	[KNEEg-ba whoa]	At time which.
36	I only speak english	Mo gbọ̀ èdè òyìnbó (gẹ̀ṣì) nìkan	[mowg BAW ay-day oh-yeen-bow knee-kahn]	I hear the language of whites only.

## Èkó Kííní: 1<sup>st</sup> Lesson

### Pípè ìró èdè Yorùbá (Pronunciation of the sounds of Yorùbá); Ọ̀rọ̀ Tuntun (New Words)

37	What did you say?	Kí l'ò wí? Kí l'ẹ wí?	[KEY low WEE] [KEY leh WEE]	What you said? What y'all said?
38	Repeat what you said	Tún un sọ Ẹ tún un sọ	[TOO-oon saw] [eh TOO-oon saw]	Again it say.
39	No, I don't speak Yorùbá	Ó tì, N kò gbọ Yorùbá.	[OH-tea, en <u>coh</u> GBAW Yoh-roo-BAH]	No, I don't hear Yorùbá.
40	Yes, I speak a little Yorùbá	Bẹ̀ẹ̀ ni, mo gbọ Yorùbá díẹ̀	[BEH-eh knee, mow GBAW Yoh-roo-BAH DEE-yeh]	So it is, I hear Yorùbá small.
41	Please help me	Jòwọ̀, ràn mí l'ọ̀wọ̀ Ẹ jòwọ̀, ẹ ràn mí l'ọ̀wọ̀	[jaw-WAW, <u>rahn</u> MEE LAW-WAW] [eh jaw-WAW, eh <u>rahn</u> MEE LAW-WAW]	Please, assist me in the hand. Y'all, please, assist me in the hand.
42	I'm lost	Mo ti pàdánù	[mow teek <u>pa</u> -DAH- <u>new</u> ]	I have (become) lost.
43	Thank you	O ẹ́ẹ̀ Ẹ ẹ́ẹ̀	[oh SHAY] [eh SHAY]	You are worthy of thanking.
44	You're welcome	Kò tọ̀pẹ̀	[ <u>coh</u> TAWK-PEH]	Not worthy of thankfulness.
45	Goodbye	Ó dàbọ̀	[OH <u>dah</u> - <u>baw</u> ]	It until coming/return.
46	Later	Ó dìgbà kan ná	[OH <u>deeg</u> - <u>bah</u> kahn NAH]	It until time one so soon.
47	How do you say _____?	Báwo ni a ẹ̀e ní sọ _____?	[BAH whoa knee ah shayN saw _____]	How it is we do saying _____?
48	We say _____	A máa ní sọ _____.	[ah MAH-ahN saw _____]	We say _____.
49	I have a question	Mo ní ìbèèrè.	[mo KNEE <u>ee</u> - <u>bay</u> - <u>ray</u> ]	I have a question.
50	Yes, I understand	Bẹ̀ẹ̀ ni, ó yé mi.	[BEH-eh knee, OH YAY mee]	It is so, it makes sense to me.
51	No, I don't understand	Bẹ̀ẹ̀ kọ̀, kò yé mi.	[BEH-eh KAW, <u>coh</u> YAY mee]	It is not so, it doesn't make sense to me.
52	I'll be right back	Mo ní bọ̀	[moaN <u>baw</u> ]	I'm coming right now.
53	Please, write it	Jòwọ̀, kọ ọ sílẹ̀ Ẹ jòwọ̀, ẹ kọ ọ sílẹ̀	[jaw-WAW, kaw AW SEE- <u>leh</u> ] [eh jaw-WAW, eh kaw AW SEE- <u>leh</u> ]	Please, write it down.
54	Speak slowly	Sọ̀rọ̀ díẹ̀díẹ̀	[ <u>saw</u> - <u>raw</u> DEE-eh DEE-eh]	Speak small-small.

## Èkó Kìíní: 1<sup>st</sup> Lesson

### Pfípè ìró èdè Yorùbá (Pronunciation of the sounds of Yorùbá); Ọ̀rọ̀ Tuntun (New Words)

55	Give me _____	Fún mi ní _____ È fún mi ní _____	[FOON mee KNEE _____] [eh FOON mee KNEE _____]	Give me _____.
56	Take _____	Gba _____ È gba _____	[gbah _____] [eh gbah _____]	Receive _____.
57	I'm going _____	Mo ń lọ _____	[moaN law _____]	I'm going _____.

## Àmì Ohùn Yorùbá (Yoruba Tones)

Yorùbá has three distinct level tones. These are commonly referred to as *dò*, the low tone, *re*, the mid tone and *mí*, the high tone.

Tones are only found on vowels such as *á*, *è* and *u* and nasal consonants such as *ń*, *n* and *ṅ*.

As we will examine below, changing the tone on a single vowel or nasal consonant will change the entire meaning of a word as much as changing the consonant in fog to dog or log will change the meaning of the word in English. Below are exercises that we will use as an introduction to the tones of Yorùbá.

<i>mí</i>	high tone
<i>re</i>	mid tone
<i>dò</i>	low tone




## Èkó Kííní: 1<sup>st</sup> Lesson

# Pfípè ìró èdè Yorùbá (Pronunciation of the sounds of Yorùbá); Ọ̀rọ̀ Tuntun (New Words)

### Iṣẹ́ Ṣíṣe Àmì Ohùn (Tone Exercise)



1		
ọ́lá		honor
ọ̀là		wealth
ọla		tomorrow

### Iṣẹ́ Ṣíṣe Àmì Ohùn (Tone Exercise)

2		
ogun		war
ogún		twenty/ inheritance
Ògún		Òrìṣà of war and iron

## Èkó Kííní: 1<sup>st</sup> Lesson

### Pfípè ìró èdè Yorùbá (Pronunciation of the sounds of Yorùbá); Ọ̀rọ̀ Tuntun (New Words)

ògùn		medicine
òógùn		sweat

### Ìṣẹ́ Ṣíṣe Àmì Ohùn (Tone Exercise)



3		
odò		river
odó		mortar
òdo		zero

### Ìṣẹ́ Ṣíṣe Àmì Ohùn (Tone Exercise)

4		
kó		to teach/learn

## Èkọ Kííní: 1<sup>st</sup> Lesson

### Pfípè ìró èdè Yorùbá (Pronunciation of the sounds of Yorùbá); Ọ̀rọ̀ Tuntun (New Words)

kọ		write
kò		to reject

5	
bí	to give birth
bi	to ask
bì	to vomit

6	
agbọ̀n	wasp
agbọ̀n	basket
àgbọ̀n	coconut
àgbọ̀n	chin

7	
yán	to yawn
yan	to roast/to march
yàn	to choose

8	
ọ̀kọ	husband
okọ	hoe
ọ̀kò	vehicle

9	
igba	200
igbá	calabash
ìgbà	time
ìgbá	garden egg
igbà	rope for climbing/ pawning

## Èkó Kííní: 1<sup>st</sup> Lesson

### Pfípè ìró èdè Yorùbá (Pronunciation of the sounds of Yorùbá); Ọ̀rọ̀ Tuntun (New Words)

10	
ipá	force/epilepsy
ìpá	swollen testicles/ kick
ipa	path

11	
eré	game
erè	royal python
ère	carving
èrè	profit
erèé	black-eyed pea

12	
ró	to stand/to sound
ro	to cultivate
rò	to think

