


**Adesuadeɛ a ɛdi kan: 1<sup>st</sup> Lesson**  
**Twi Kasa Nnyegyee (Twi Language Sounds) Nɛmfua Afoforɔ (New Words)**



**Mfitiaseɛ Nkɔmmɔdie Akan (Twi)**  
**Introductory Conversational Akan (Twi)**  
Ɔbadɛlé Kwame Kambon © Abibitumi Kasa 2009-2012

**Course Description**

Introductory Twi is an eight class course where you will learn the essentials to function in a Twi-speaking environment within a Ghanaian cultural context. You will learn greetings, introductions and basic conversational skills. You will learn pronunciation, sentence structure and regular verb tenses. Cultural lessons are part of language learning and you will learn how to speak intelligently about yourself and to find out information from others, how to address different people, proverbs, how to speak about where you are from, where you live and more! Learning activities are appropriate for all ages and will include listening, speaking, reading, role-playing and writing. You will be expected to reinforce learning between classes by completing homework assignments and by learning and using vocabulary words. A practical assessment of acquired skills concludes the course.

**Course Materials**

Access to downloadable/streamed files containing entire lessons with notes, exercises, assignments and multimedia learning activities in addition to a list of supplementary learning resources will be made available at our website,

<http://www.abibitumikasa.com/forums>

You'll submit your homework weekly to: <http://www.abibitumikasa.com/forums/abibitumikasa-current-student-homework-files/>

# Adesuadee a edi kan: 1<sup>st</sup> Lesson

## Twi Kasa Nnyegyee (Twi Language Sounds) Nsemfua Afoforɔ (New Words)

### Mfitiasee Nkɔmmɔdie Akan (Twi) Adesua Nhyehyee Introductory Conversational Akan (Twi) Course Syllabus

1. **Adesuadee a edi kan: Twi Kasa nnyegyee (Sounds of the Twi language), Nsemfua afoforɔ (new words)**
2. **Adesuadee a etɔ so mmienu: Apɔmuden ho nkyea (asking after one's health); Mmerɛ ahodoɔ nkyea (greetings for various times)**
3. **Adesuadee a etɔ so mmiensa: Wo din (Your name)**
4. **Adesuadee a etɔ so nnan: Baabi a wofiri (Where you're from); Baabi a wote (Where you live)**
5. **Adesuadee a etɔ so nnum: Deɛ wope (That which you like)**
6. **Adesuadee a etɔ so nsia: Deɛ woye (That which you do)**
7. **Adesuadee a etɔ so nson: Mfeɛ a woadi (The years that you have lived (age)); Wo ho asem (Description); Sɛnea wo nipadua tee (How your body is)**
8. **Adesuadee a etɔ so nwɔtwe: Twi Nsohwe (Twi exam); Awieɛ adwuma (Work on final projects)**

### Lesson Structure

1. Introduction - lesson review
2. Overview - outline learning objectives
3. Lesson - using listening, speaking, reading and other activities
4. Introduce new vocabulary
5. Exercises and practice
6. Recap the day's lesson and assign week's homework.


### Lesson Components (presented in any order)

1. Nsemfua afoforɔ (vocabulary)
2. Nkɔmmɔdie (dialogue) i.e using the language
3. Dwumadie ahodoɔ (exercises), i.e reciting numbers, place names/locations, etc...
4. Adetie ne asemka dwumadie (listening and comprehension exercises)
5. Nwomakan ne adetwere dwumadie (reading and writing exercises)
6. Nsem bi fa amammerɛ ho (cultural notes) i.e. The Twi speaking worldview and customs
7. Nsem bi fa kasa mmara ho (grammar notes)
8. Fie dwumadie (homework)

# Adesuadeε a εdi kan: 1<sup>st</sup> Lesson

## Twi Kasa Nnyegyεε (Twi Language Sounds) Nεmfua Afoforε (New Words)

### Twi Kasa Nnyegyεε ne Nhwεsε bi (Sounds of the Twi Language and Examples)<sup>1</sup>

Atwerεdeε (letter)	Nnyegyεε (sound)	borεfokasa nhwεsε (english example)	Twi kasa nhwεsε (Twi example)	Mfoni (Picture)	Nkyerεaseε (translation)
<b>a</b>	ah	spa	<b>Abibiman</b>		Afrika
<b>b</b>	bay	bait	<b>εboε</b>		rock
<b>d</b>	day	divine	<b>εdεn</b>		bell
<b>e</b>	ay	pray	<b>okusie</b>		rat
<b>ε</b>	eh	revolution	<b>abε</b>		palm tree
<b>f</b>	fay	freedom	<b>efie</b>		house/home
<b>g</b>	gay	gate	<b>agorε</b>		game

<sup>1</sup> Yεahyε εnne nnyegyεε nso ama woahu ntεm. (Vowels appear shaded for quick discernment.)

**Adesuadeε a εdi kan: 1<sup>st</sup> Lesson**  
**Twi Kasa Nnyegyεε (Twi Language Sounds) Nεmfua Afoforε (New Words)**

**h**

hay

hope

**ɔhene**



king

**i**

ee

beat

**esie**



anthill

**k**

kay

cake

**akoko**



chicken

**m**

em

maroon

**mako**



pepper

**n**

en

never

**nana**



grandparent/  
grandchild

**o**

oh

own

**osuo**



rain

**ɔ**

aw

law

**ɔbarima**



male/man

**p**

pay

pace

**mpoano**



beach

**r**

er

fur

**aborɔβε**



pineapple

**Adesuadeε a εdi kan: 1<sup>st</sup> Lesson**  
**Twi Kasa Nnyegyεε (Twi Language Sounds) Nεmfua Afoforε (New Words)**

**s**      say      soul      **sika**            gold/money

**t**      tay      take      **otuo**            gun








**u**      oo      blue      **aduru**            medicine

**w**      way      world      **wiase**            world

**y**      yay      yes      **oyiwan**            razor



**Adesuadeε a εdi kan: 1<sup>st</sup> Lesson**  
**Twi Kasa Nnyegyeε (Twi Language Sounds) Nεmfua Afoforε (New Words)**

Atwerεdeε Nkabom	Nnyegyeε	borεfokasa nhwεsoε	Twi kasa nhwεsoε	Mfoni	Nkyerεaseε
letter combinations	sound	english example	Twi example	picture	translation
<b>dw</b>	jw	bridgeway	<b>adwene</b>		catfish
<b>gy</b>	j	gymnasium	<b>ogya</b>		fire
<b>hw</b>	shw	bushwacker	<b>ahwehwe</b>		mirror
<b>hy</b>	sh	ship	<b>εhyεn</b>		ship
<b>kw</b>	qu	quest	<b>εkwaεε</b>		forest
<b>ky</b>	ch	child	<b>kya</b>		to greet
<b>nw</b>	nw	wrong word	<b>εnwam</b>		toucan
<b>ny</b>	ny	canyon	<b>anyinam</b>		lightning
<b>tw</b>	chr/chw	inchworm	<b>etwa</b>		scar

## Adesuadeε a εdi kan: 1<sup>st</sup> Lesson

### Twi Kasa Nnyegyεε (Twi Language Sounds) Nεmfua Afoforɔ (New Words)

	english phrase	Twi phrase	[pronunciation]	(literal translation)
1	<b>How are you?</b>	wo ho te sεn?	[woe HOE teh SANG]	Your body feels how?
2	<b>I am doing well.</b>	me ho yε.	[mih HOE yeh]	My body is.
3	<b>What's up?</b>	εte sεn?	[eh-teh SANG]	It feels how?
4	<b>I'm fine.</b>	εyε.	[eh-yeh]	It is.
5	<b>And you?</b>	na wo nso ε?	[nah WOE-NSOH eh]	And you also?
6	<b>Yes.</b>	aane.	[aah-NIH]/[ayn]	Yes.
7	<b>No.</b>	dabi.	[deh-BEE]	No.
8	<b>Greetings.</b>	mekyεa wo.	[mee-chee-YA wo]	I greet you.
9	<b>Welcome.</b>	akwaaba.	[ah-QUAAH-ba]	Going and coming.
10	<b>Acknowledgment to elder/ father/ mother/ sibling / child.</b>	yaa nana/ yaa agya / yaa εna / yaa nua / yaa ɔba.	[yaah nah-NAH/ yeah EH-jah/ yaah EH-nah/ yeah nwee-YAH/ yaah AW-bah]	Acknowledgment to elder/ father / mother /sibling / child.
11	<b>What's your name?</b>	wo din de sεn?	[woe DEEN dih SANG]	Your name takes how?
12	<b>My name is ____.</b>	me din de ____.	[mee DEEN dih ____]	My name takes ____.
13	<b>What are you called?</b>	yεfrε wo sεn?	[yeh-FRE woe SANG]	We call you how?
14	<b>I'm called ____.</b>	yεfrε me ____.	[yeh-FRE mih ____]	They call me ____.
15	<b>Good morning.</b>	maakye.	[mah CHEE]	I wish/give you daybreak.
16	<b>Good day/afternoon.</b>	maaha.	[mah HĀ]	I wish/give you good day.

**Adesuadeε a εdi kan: 1<sup>st</sup> Lesson**  
**Twi Kasa Nnyegyεε (Twi Language Sounds) Nεmfua Afoforɔ (New Words)**

17	<b>Good evening/night.</b>	maadwo.	[mah JWO]	I wish/give you coolness.
18	<b>What does that mean?</b>	εkyerε sεn?	[eh cher-EH sang]	It shows/teaches what?
19	<b>Translate ____.</b>	kyerε ____ aseε.	[cher-EH ah-see-EH]	Show/teach ____'s base.
20	<b>Excuse me/Please.</b>	mεpa wo kyεw.	[mih-pah woe CHOW]	I take off my hat to you.
21	<b>Where is the restroom?</b>	tiafi no wɔ he?	[tee-ah-FI no waw HIN]	The restroom is where?
22	<b>How much is this?</b>	wei ye sεn?	[WAY yeh sang]	This is how (much)?
23	<b>Reduce the price.</b>	te so.	[tih SO]	Tear the top.
24	<b>I'm hungry.</b>	εkɔm de me.	[eh-COMB dih mih]	Hunger takes me.
25	<b>I'm thirsty.</b>	sukɔm de me.	[sue-COMB dih mih]	Thirst takes me.
26	<b>I'm cold.</b>	awɔ de me.	[ah-WAW dih mih]	Cold takes me.
27	<b>I'm hot.</b>	ahuhuro de me.	[ah-HOO-hoo-row dih mih]	Heat takes me.
28	<b>I'm tired.</b>	mabrε.	[mah-BREH]	I have ripened.
29	<b>I'm sleepy.</b>	m'ani kom.	[men-KNEE comb]	My eyes are bent.
30	<b>I want/like ____.</b>	mεpe ____.	[me-PEH]	I want/like__.
31	<b>I don't want like ____.</b>	mεmpe ____.	[mim-PEH]	I don't want/like ____.
32	<b>I'm happy.</b>	m'ani agye.	[men-KNEE AH-jih]	My eyes have received.
33	<b>Teach/Show me. ____</b>	kyerε me ____.	[cher-EH may]	Teach/Show me ____.
34	<b>I want to eat.</b>	mεpe sε medidi.	[mih-peh SEH mee-dee-DEE]	I want that I eat.
35	<b>When?</b>	berε bεn?	[ber-EH bang]	Time which?



## Adesuadeε a εdi kan: 1<sup>st</sup> Lesson

### Twi Kasa Nnyegyεε (Twi Language Sounds) Nεmfua Afoforɔ (New Words)

36	<b>I only speak english.</b>	mete borɔfo kasa nko ara.	[mih-tih braw-fo KA-sa in-QUAH]	I hear the language of whites only.
37	<b>What did you say?</b>	wosee dεn?	[woe-SAY dang]	You said what?
38	<b>Repeat what you said.</b>	ka bio.	[kǎh BEE-YO]	Say again.
39	<b>No, I don't speak Twi.</b>	Dabi, mente Twi.	[deh-BEE, men-TIH chwEE]	No, I don't hear Twi.
40	<b>Yes, I speak a little Twi.</b>	Aane, mete Twi kakra.	[ah-NAY mih-tih chwEE kah-KRAH]	Yes, I hear Twi a little.
41	<b>Please help me.</b>	mεpa wo kyεw, boa me.	[mih-pah woe CHOW, BWAH mih]	I remove my hat to you, help me.
42	<b>I'm lost.</b>	mayera.	[mah-yer-AH]	I have (become) lost.
43	<b>Thank you.</b>	meda ase.	[mih-daah sih]	I lay at your base.
44	<b>You're welcome.</b>	yεnna ase.	[yen-NAAH sih]	We don't lay underneath.
45	<b>Goodbye.</b>	yεbεhyia bio.	[ye-BAY-shee-YAH BEE-YO]	We will meet again.
46	<b>Later.</b>	akyire.	[EH-chee ray]	Behind/after.
47	<b>How do you say _____?</b>	yεse _____ sεn?	[yeh-SAY _____ sang]	We say _____ how?
48	<b>We say _____.</b>	yεse _____.	[yeh-SAY _____]	We say _____.
49	<b>I have a question.</b>	mεwɔ aεmmisa.	[mih-WAW ah-sem-mee-SAH]	I have a question.
50	<b>Yes, I understand.</b>	aane, mate aseε.	[aah-NIH, mah-teh ah-seh-EH]	Yes, I have heard underneath.
51	<b>No, I don't understand.</b>	dabi, mente aseε.	[deh-BEE, men-teh AH-seh-eh]	No, I don't hear underneath.
52	<b>I'll be right back.</b>	mereba seesei ara.	[meeh-BAH sih-see-aaah]	I'm coming right now.
53	<b>Please, write it.</b>	mεpa wo kyεw, twεε.	[mih-pah woe-CHOW, chwεh-REH]	Please, write it.
54	<b>Speak slowly.</b>	(ε)kasa bɔkɔɔ.	[(eh)KAH-sah baw-kaw]	Speak soft.

**Adesuadeε a εdi kan: 1<sup>st</sup> Lesson**  
**Twi Kasa Nnyegyεε (Twi Language Sounds) Nεmfua Afoforo (New Words)**

55	<b>Give me ____.</b>	ma me ____.	[mah mih ____]	Give me ____.
56	<b>Take ____.</b>	gye ____.	[jih ____]	Receive ____.
57	<b>I'm going ____.</b>	merekɔ ____.	[miih KAW ____]	I'm going ____.
58	<b>Go!</b>	kɔ.	[KAW]	Go.
59	<b>Come here!</b>	bra ha!	[brah HA]	Come here.
60	<b>Bring it.</b>	fa bra.	[FAH bra]	Take come.
61	<b>Bring me ____.</b>	fa ____ brε me.	[FAH __ breh mih]	Take __ bring me.
62	<b>Sit down.</b>	tena ase.	[ten-AH-sih]	Sit down.
63	<b>Get up.</b>	sɔre!	[saw-RIH]	Get up.
64	<b>Wake up.</b>	nyane!	[NYA-NIH]	Wake up.
65	<b>Let's go.</b>	yεnkɔ!	[YEN-kaw]	We should go.
66	<b>Go to sleep.</b>	kɔda.	[kaw-DAH]	Go sleep.
67	<b>Y'all go to sleep.</b>	monkɔda.	[MOAN-KAW-DAH]	Y'all should go sleep.
68	<b>Be careful.</b>	hwε yie.	[shweh YEE-yay]	Look well.
69	<b>Travel safely</b>	nante yie	[non-tih YEE-yay]	Walk well.

# Adesuadeε a εdi kan: 1<sup>st</sup> Lesson

## Twi Kasa Nnyegyεε (Twi Language Sounds) Nsemfua Afoforɔ (New Words)

### APPENDIX A: KASA MMARA (GRAMMAR) Edin nsiananmu (Pronouns)


 Twi ɔyεfoɔ din nsiananmu (Twi subject pronouns)	borɔfokasa din nsiananmu (english pronoun)
1 <b>me-</b>	I
2 <b>wo-</b>	you
3 <b>ɔ-</b>	she/he
4 <b>ε-</b>	it
5 <b>yε-</b>	we
6 <b>mo-</b>	you (pl)/y'all
7 <b>wɔ- / yε-<sup>2</sup></b>	they

All pronouns **must be written connected to the following verb**. For example the pronouns with the verb kɔ, “to go” will appear as:

1. mekɔ **NOT WRITTEN SEPARATELY LIKE** me kɔ
2. wokɔ NOT wo kɔ
3. ɔkɔ NOT ɔ kɔ
4. εkɔ NOT ε kɔ
5. yεkɔ NOT yε kɔ
6. mokɔ NOT mo kɔ
7. wɔkɔ OR yεkɔ NOT wɔ kɔ OR yε kɔ

**Twεε edin nsiananmu yeinom ka nneyεε nsem yi ho yε kasamu. Hwε yie sε wotwεε edin nsiananmu ne adeyε asem bom (te sε, mesua Twi, ɔkɔ, ne ade)**

Combine pronouns with these verbs below to create simple sentences. Make sure that you write the **subject pronoun as connected with the verb** (i.e. mesua Twi, ɔkɔ, etc.)

 Asante Nneyεε nsem ne nneyεε nsem kasamufa (verbs and verb phrases)	Akuapem nneyεε nsem ne nneyεε nsem kasamufa	borɔfokasa nkyerεaseε (english translation)
1 <b>sua Twi</b>		to learn Twi
2 <b>kɔ</b>		to go
3 <b>nim</b>		to know
4 <b>te aseε</b>	<b>te ase</b>	to understand
5 <b>ba</b>		to come
6 <b>tumi<sup>3</sup></b>		to be able

<sup>2</sup> In Asante Twi “yε-“ serves as both we and they


## Adesuadeε a εδι kan: 1<sup>st</sup> Lesson

### Twi Kasa Nnyegyεε (Twi Language Sounds) Nεmfua Afoforε (New Words)

7	tε		to buy
8	noa aduane		to cook food
9	pue		to go out
10	tεn		to sell
11	didi <sup>4</sup>		to eat
12	hyia		to meet
13	da		to go to sleep
14	hu(nu)	hu	to see
15	hwε		to look (at)
16	yε		to do
17	kyerε		to teach
18	yε adwuma		to do work
19	kyea	kyia	to greet
20	tu kwan		to travel

<b>Nhwεsoε bi:</b>	<b>(Examples:)</b>
εsua Twi nti εtumi tete mma	She learns Twi, therefore she can raise children

Abibitumi Kasa

 Abibitumi Kasa AFRIKAN LANGUAGE INSTITUTE	Nkabomdeε (conjunction)	borεfokasa nkyerεaseε (english translation)
1	na	and (used for connecting phrases and sentences)
2	ne	and (used for connecting individual items)
3	anaa	or
4	nanso	but
5	enti/nti	therefore
6	nso	also
7	εfiri sε/εsiane sε/εnam sε	because
8	ma	so that
9	(na) mmom	however
10	____ nkamfua	____ notwithstanding
11	εnkanka	not to mention
12	εwε mu sε	it is the case that
13	sε	that

<sup>3</sup> most often used in conjunction with other following verbs, like “can” in english

<sup>4</sup> used with no object, i.e. when that which is being eaten is not specified

**Adesuadeε a εdi kan: 1<sup>st</sup> Lesson**  
**Twɪ Kasa Nnyegyεε (Twɪ Language Sounds) Nsεmfua Afoforɔ (New Words)**

14	<b>nkantom sε</b>	although
15	<b>εhia sε</b>	it is needed that
16	<b>εsε sε</b>	it is proper that
17	<b>sε ___ a,</b>	if ___ then,
18	<b>berε a ___ no,</b>	when ___ then,
19	<b>ansa na</b>	before
20	<b>yεi akyi no</b>	after this
21	<b>εte saa deε a,</b>	if that be the case then,

